


Happy Thanksgiving

Little Learners

Activity Pages






Notebooking Nook

Ignite a Greater Love of Learning In Your Child

Happy Thanksgiving Little Learners

Activity Pages



Created and Designed by: Betsy Stout

Copyright © October 2013
by Notebooking Nook
www.notebookingnook.com

Images: www.mycutegraphic.com,
<http://www.teacherspayteachers.com/Store/Zip-a-dee-doo-dah-Designs>
Frames: <http://www.teacherspayteachers.com/Store/Teaching-In-A-Small-Town>,
<http://www.fancydogstudio.com>



Thank you so much for downloading this file!

Please read my Terms of Use carefully and please respect them.

Lots of time and love went in to making every page for you!

Thank you!!

Terms of Use:

This file is copyrighted. All rights reserved.

Do not:

- ✧ Redistribute in anyway.
- ✧ Do not reproduce, repackage, or redistribute in whole or part, for any reason.
- ✧ Do not give someone your copy or a copy you downloaded.
- ✧ Do not sell, host, or store on any other site (a blog, Facebook, Dropbox, etc.)

Please do:


- ✧ Use in your family or classroom.
- ✧ Direct others to the original post where you downloaded this file from Notebooking Nook blog.
- ✧ Share the original post on your favorite social media site.



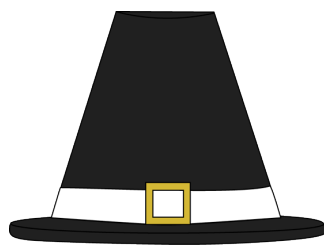
Mayflower




indians




pilgrims



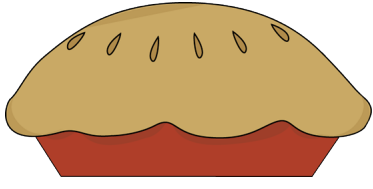
pilgrim hat




harvest




turkey



pie



corn




Thanksgiving

Clap the Syllable


Clap to sound out each word. Circle the correct number of syllables for each word.

Mayflower




1 2 3

corn




1 2 3

harvest




1 2 3

Thanksgiving




1 2 3

pilgrims



1 2 3


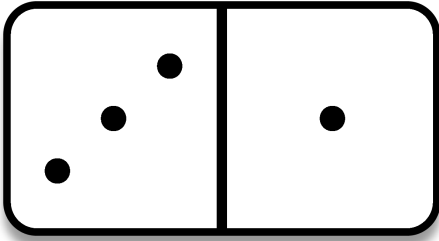
turkey




1 2 3

Domino Addition

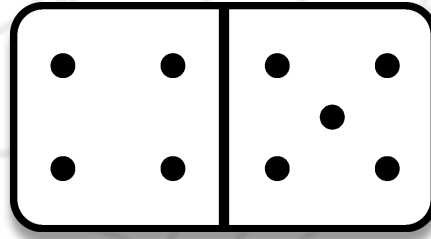
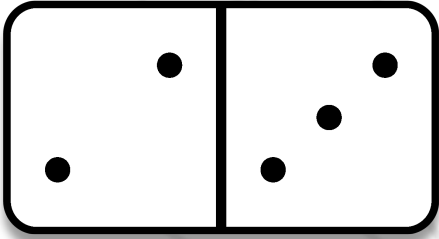
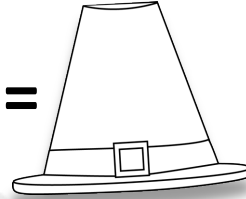
Count the number of dots on the dominos and write the numbers on the lines. Add up the dots and put the sum in the pilgrim hat.




$$\underline{\quad} + \underline{\quad} =$$



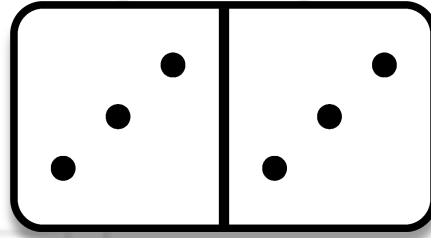
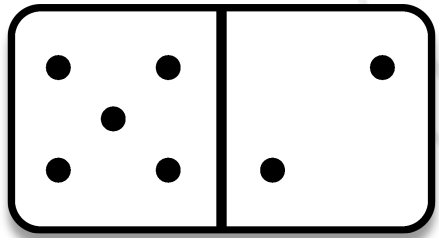
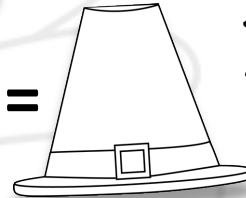
$$\underline{\quad} + \underline{\quad} =$$




$$\underline{\quad} + \underline{\quad} =$$



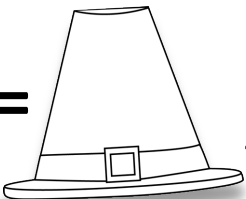
$$\underline{\quad} + \underline{\quad} =$$



$$\underline{\quad} + \underline{\quad} =$$



$$\underline{\quad} + \underline{\quad} =$$



Which Numbers Are Missing?

1 2 3 5

4 5 7 9

6 8 9 10


2 3 5 7

3 5 6 7

11 12 14 16


Thanksgiving

Measuring in Inches




Using a ruler, measure from one end of the line across the picture to the other.

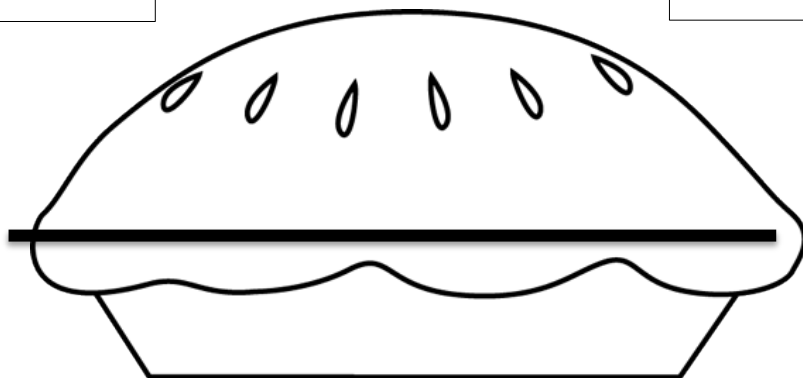
Write your answer in the box below the picture.



“



“



“

COLOR BY NUMBER

1=brown
2=orange
3=red

4=green
5=yellow
6=black

