


# Island of the Blue Dolphins



Minibooks & Notebooking Pages

**THE NOTEBOOKING NOOK**



Ignite a Greater Love of Learning

*Created and Designed by:  
Betsy Stout*

Island of the Blue Dolphins Minibooks and Notebooking Pages  
Copyright © October 2009  
by Notebooking Nook  
5130 Hwy. 95Fort Mohave, AZ 86426  
<http://www.notebookingnook.com/>

All rights reserved. This book may only be used by purchaser for use in their own family or signal classroom. You may store a copy on a disc for your own personal use. Not for use by an entire school or co-operation.

Images © 2009 JuniperImages Corporation

**You can purchase the book *Island of the Blue Dolphins* here:**


[http://www.amazon.com/Island-Blue-Dolphins-Scott-ODell/dp/0547328613/ref=pd\\_sim\\_b\\_2](http://www.amazon.com/Island-Blue-Dolphins-Scott-ODell/dp/0547328613/ref=pd_sim_b_2)

**You can find links to help with your study on my blog:**

<http://notebookingnook.blogspot.com/2009/10/island-of-blue-dolphins-lapbook.html>




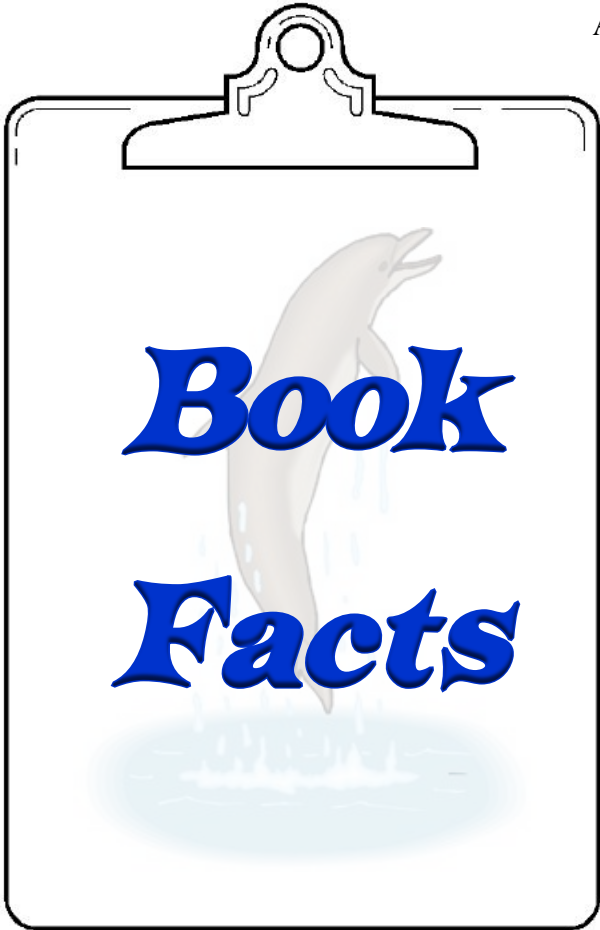


Island of the


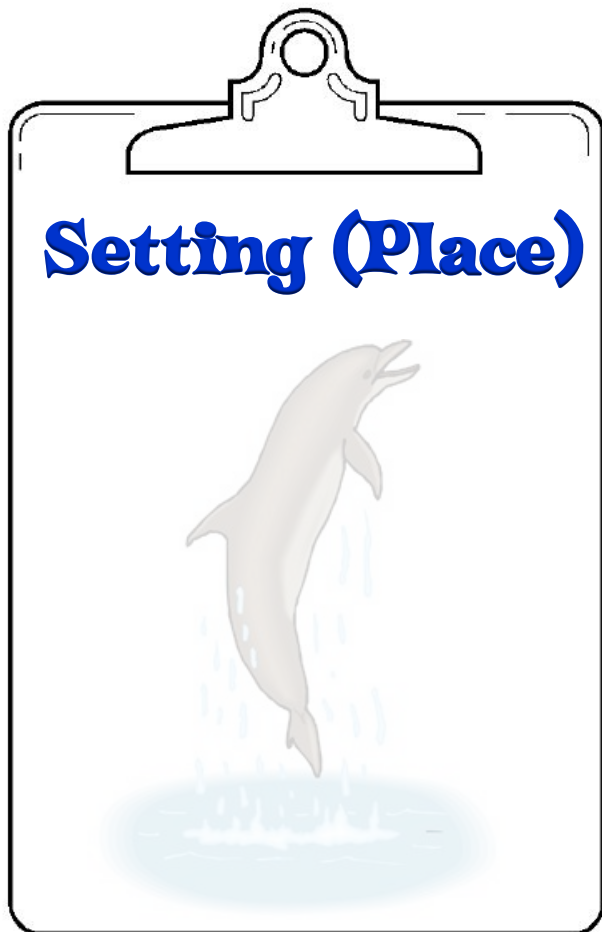



Blue Dolphins


Activity 1



Activity 1



# Island of the Blue Dolphins







# Vocabulary

Activity 2





<div data-bbox="175 289 792 367" data-label="Form"><input type="text"/></div> <div data-bbox="175 487 792 919" data-label="Image">A stylized illustration of a blue dolphin leaping out of the water. The dolphin is shown in profile, moving towards the right. It has a light blue body with darker blue shading on its back and tail. The background is a light blue circular shape with several small white bubbles scattered around it. The entire illustration is centered within a grid of horizontal lines.</div> <div data-bbox="175 1050 792 1127" data-label="Form"><input type="text"/></div> <div data-bbox="175 1247 792 1680" data-label="Image">A stylized illustration of a blue dolphin leaping out of the water. The dolphin is shown in profile, moving towards the right. It has a light blue body with darker blue shading on its back and tail. The background is a light blue circular shape with several small white bubbles scattered around it. The entire illustration is centered within a grid of horizontal lines.</div>	<div data-bbox="831 289 1448 367" data-label="Form"><input type="text"/></div> <div data-bbox="831 487 1448 919" data-label="Image">A stylized illustration of a blue dolphin leaping out of the water. The dolphin is shown in profile, moving towards the right. It has a light blue body with darker blue shading on its back and tail. The background is a light blue circular shape with several small white bubbles scattered around it. The entire illustration is centered within a grid of horizontal lines.</div> <div data-bbox="831 1050 1448 1127" data-label="Form"><input type="text"/></div> <div data-bbox="831 1247 1448 1680" data-label="Image">A stylized illustration of a blue dolphin leaping out of the water. The dolphin is shown in profile, moving towards the right. It has a light blue body with darker blue shading on its back and tail. The background is a light blue circular shape with several small white bubbles scattered around it. The entire illustration is centered within a grid of horizontal lines.</div>
---	---



Activity 2

<div data-bbox="175 289 792 365" data-label="Text"><p></p></div> <div data-bbox="175 487 792 919" data-label="Image"></div>	<div data-bbox="831 289 1448 365" data-label="Text"><p></p></div> <div data-bbox="831 487 1448 919" data-label="Image"></div>
<div data-bbox="175 1054 792 1129" data-label="Text"><p></p></div> <div data-bbox="175 1251 792 1684" data-label="Image"></div>	<div data-bbox="831 1054 1448 1129" data-label="Text"><p></p></div> <div data-bbox="831 1251 1448 1684" data-label="Image"></div>


Activity 2

<input type="text"/>	<input type="text"/>
	
<input type="text"/>	<input type="text"/>
	

Activity 2

<input type="text"/>	<input type="text"/>
	
<input type="text"/>	<input type="text"/>
	

Island of the Blue Dolphins




Main Characters

Blank boxes for character names:

- Top left: [ ]
- Top right: [ ]
- Middle left: [ ]
- Middle right: [ ]
- Bottom left: [ ]
- Bottom center-left: [ ]
- Bottom center-right: [ ]
- Bottom right: [ ]

### Activity 3

Glue tabs from front pocket to back side of this piece to create your pocket.



Activity 3

Karana

---

---

---

---

---

---

---

Rama

---

---

---

---

---

---

---

Activity 3

Orlov

---

---

---

---

---

---

---

---

Chowig

---

---

---

---

---

---

---

---

Activity 3

Ullape

---

---

---

---

---

---

---

Kimki

---

---

---

---

---

---

---



Activity 3

Matasqip

---

---

---

---

---

---

---

Tutok

---

---

---

---

---

---

---

Scripture  
Verses  
on  
Courage



Activity 4


Only be thou strong and very courageous,  
that thou mayest observe to do according to  
all the law, which Moses my servant  
commanded thee: turn not from it *to* the  
right hand or *to* the left, that thou mayest  
prosper whithersoever thou goest.

Joshua 1:7

A notebook page with a blue spiral binding on the left and a blue border. The page contains a quote from Joshua 1:7 and several horizontal lines for writing. A faint illustration of a dolphin is visible in the background.

Activity 4

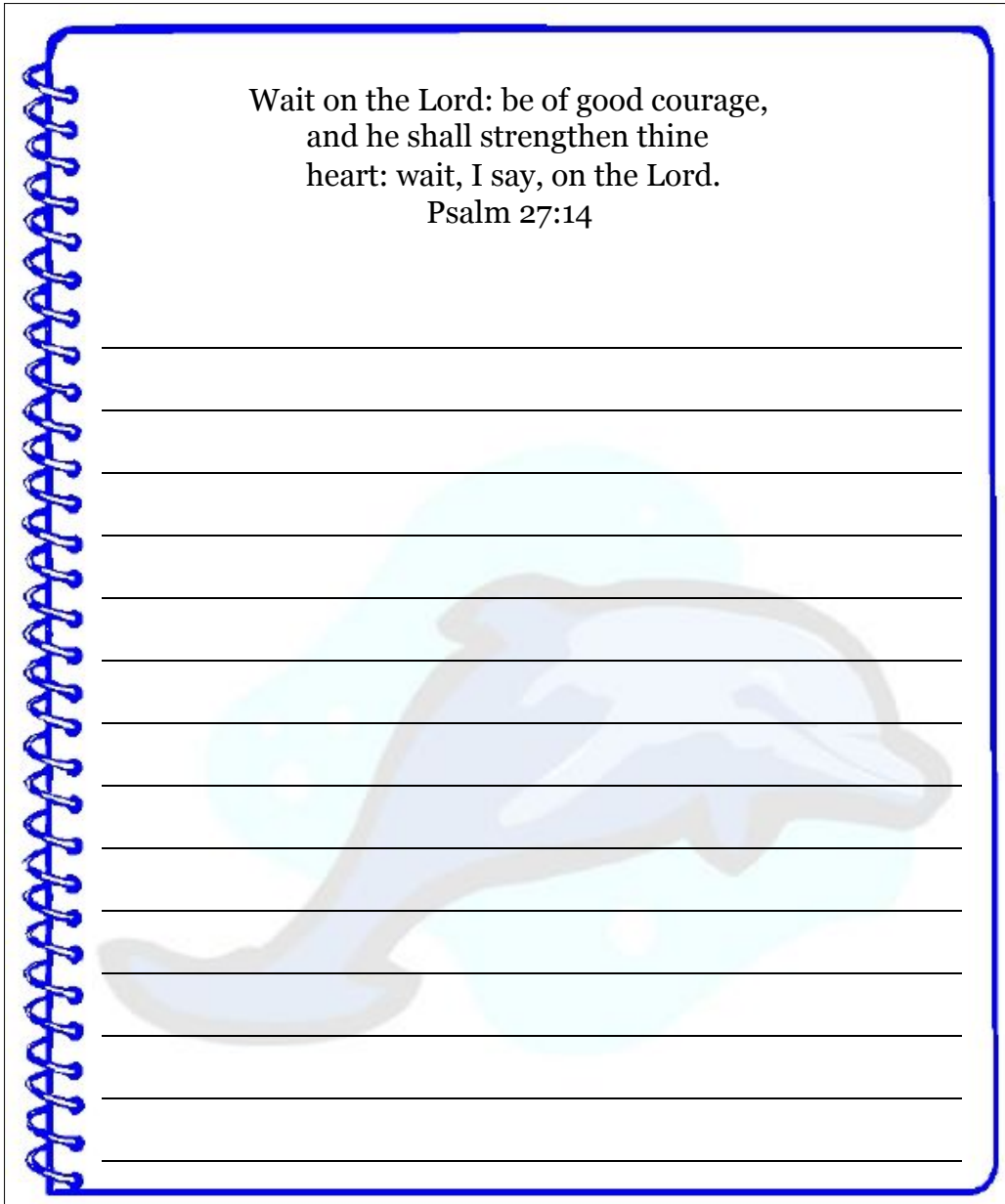
Be strong and of a good courage, fear not,  
nor be afraid of them: for the  
Lord thy God, he *it is* that doth go with thee;  
he will not fail thee, nor forsake thee.  
Deuteronomy 31:6



The notebook page features a blue spiral binding on the left side and a blue border. Below the text, there are ten horizontal lines for writing. A faint, light blue illustration of a dolphin leaping out of the water is visible in the background behind the lines.

Activity 4

Wait on the Lord: be of good courage,  
and he shall strengthen thine  
heart: wait, I say, on the Lord.  
Psalm 27:14

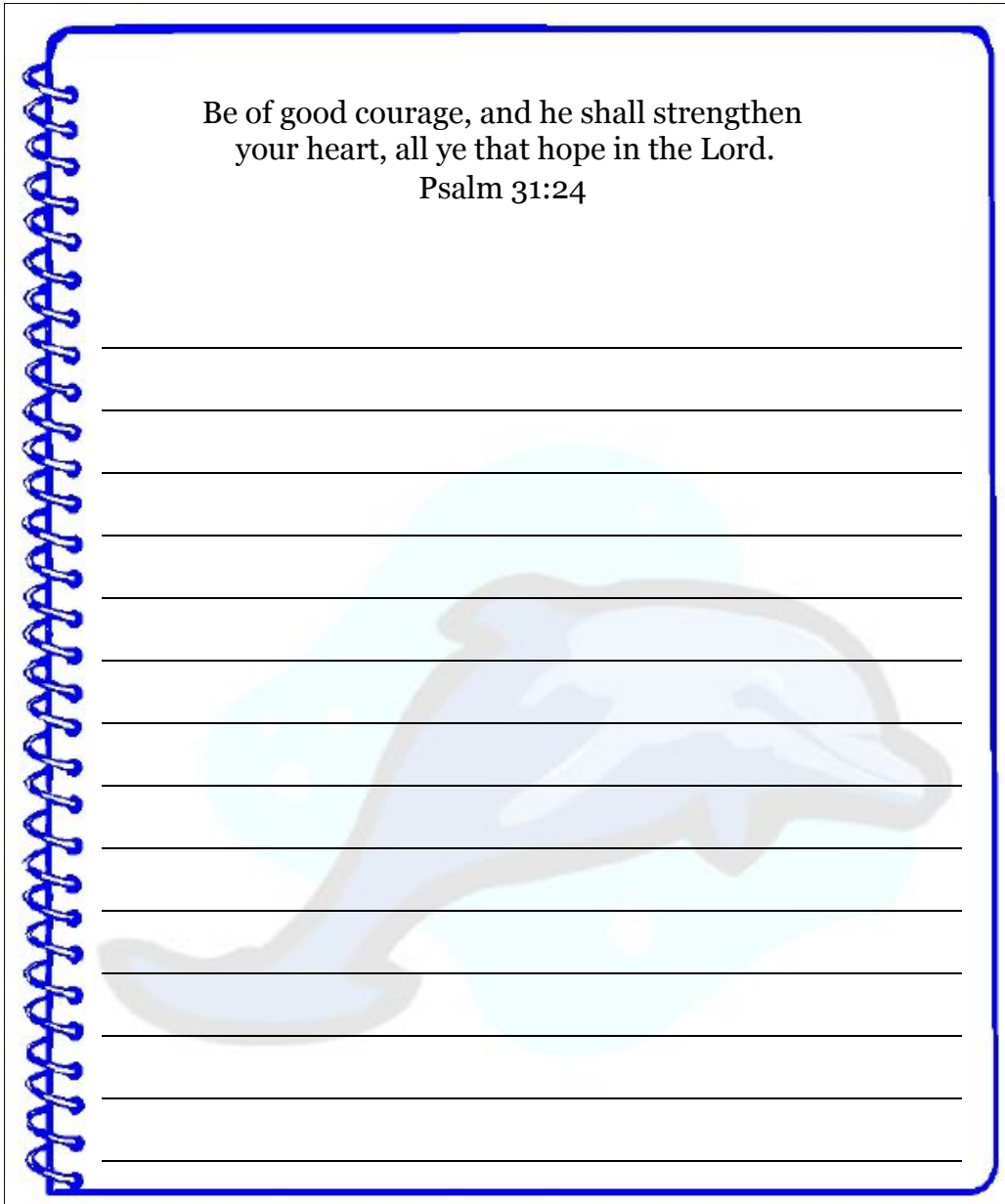


A spiral-bound notebook page with a blue border and a faint dolphin illustration in the background. The page contains the text of Psalm 27:14 and several horizontal lines for writing.

Activity 4

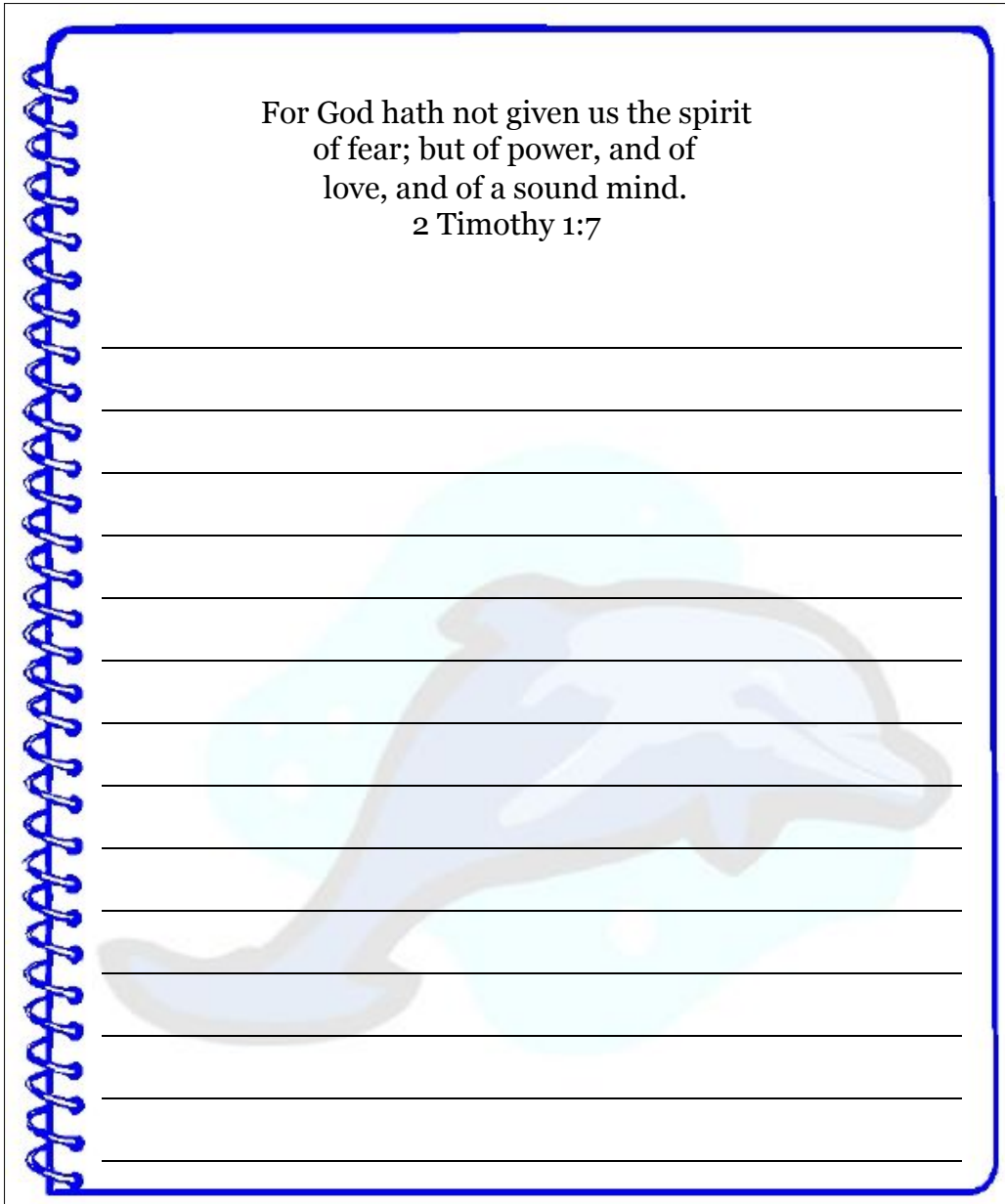
Be of good courage, and he shall strengthen  
your heart, all ye that hope in the Lord.

Psalm 31:24

A spiral-bound notebook page with a blue border and a blue spiral binding on the left side. The page contains the text "Be of good courage, and he shall strengthen your heart, all ye that hope in the Lord. Psalm 31:24" centered at the top. Below the text are ten horizontal lines for writing. A faint, light blue illustration of a dolphin leaping out of the water is visible in the background, partially obscured by the lines.

Activity 4

For God hath not given us the spirit  
of fear; but of power, and of  
love, and of a sound mind.  
2 Timothy 1:7



A spiral-bound notebook page with a blue border and a faint dolphin illustration in the background. The page contains the text: "For God hath not given us the spirit of fear; but of power, and of love, and of a sound mind. 2 Timothy 1:7". Below the text are several horizontal lines for writing.

Activity 4

For do I now persuade men, or God?  
or do I seek to please men? for if I yet  
pleased men, I should not be the servant of Christ.  
Galatians 1:10

A notebook page with a blue spiral binding on the left and a blue border. The page contains a quote from Galatians 1:10 and several horizontal lines for writing. A faint, light blue illustration of a dolphin is visible in the background.



Activity 5

	<p><b><i>San Nicolas Island</i></b></p> 
--	--

Optional insert

<hr/> <hr/> <hr/> <hr/> <hr/> <hr/> <hr/> <hr/> <hr/> <hr/>
---

Activity 6



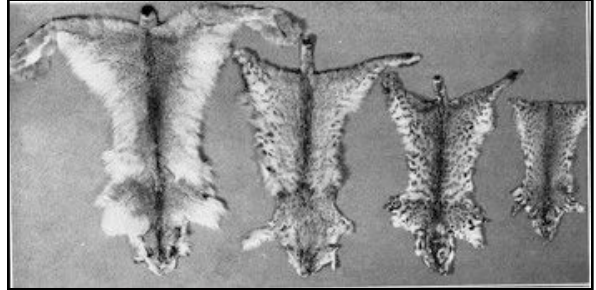
Santa  
Catalina  
Island

Activity 7

# Aleut Hunters




Activity 8



**Pelts**

Activity 9

	<h1 data-bbox="889 283 1442 357">Juana Maria</h1> 
--	--

Optional insert

<hr/> <hr/> <hr/> <hr/> <hr/> <hr/> <hr/> <hr/>
---

Activity 10



# First-Person Point of View

Optional insert

---

---

---

---

---

---

---

---

---

---

Who is telling this story?

page number:

Find a sentence in the book proving  
Island of the Blue Dolphin is written with a  
first-person point of view.  
Circle the words that prove this.  
Give the page number of the sentence you chose to use.

**ROCK**



**HUT**



**CAVE**



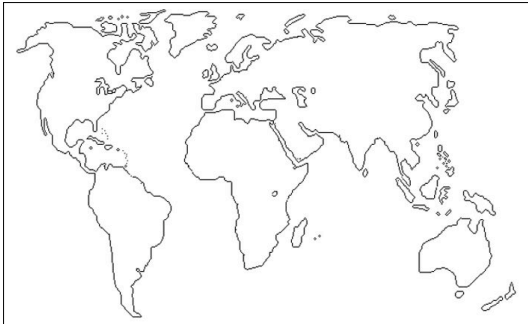
Glue Here

**KARANA'S**



**SHELTERS**

# Sea Otter



---

---

---

---

---

---

---

---

**RANGE**



Kingdom: \_\_\_\_\_

Phylum: \_\_\_\_\_

Subphylum: \_\_\_\_\_

Class: \_\_\_\_\_

Order: \_\_\_\_\_

Family: \_\_\_\_\_

Subfamily: \_\_\_\_\_

Genus: \_\_\_\_\_

Species: \_\_\_\_\_

**CHARACTERISTICS**

---

---

---

---

---

---

---

---

---

---

**FACTS**



# Seagulls



Kingdom: \_\_\_\_\_

Phylum: \_\_\_\_\_

Subphylum: \_\_\_\_\_

Class: \_\_\_\_\_

Order: \_\_\_\_\_

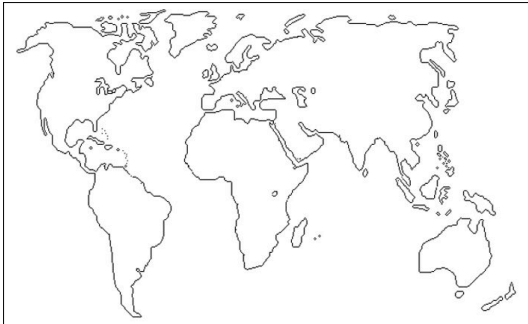
Family: \_\_\_\_\_

Subfamily: \_\_\_\_\_

Genus: \_\_\_\_\_

Species: \_\_\_\_\_

Notes



\_\_\_\_\_

\_\_\_\_\_

\_\_\_\_\_

\_\_\_\_\_

\_\_\_\_\_

\_\_\_\_\_

Range

\_\_\_\_\_

\_\_\_\_\_

\_\_\_\_\_

\_\_\_\_\_

\_\_\_\_\_

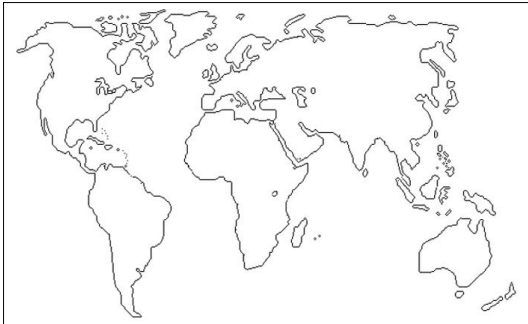
\_\_\_\_\_

\_\_\_\_\_

\_\_\_\_\_

Notes

# Dolphins



---

---

---

---

---

---

---

---

**RANGE**



Kingdom: \_\_\_\_\_

Phylum: \_\_\_\_\_

Subphylum: \_\_\_\_\_

Class: \_\_\_\_\_

Order: \_\_\_\_\_

Family: \_\_\_\_\_

Subfamily: \_\_\_\_\_

Genus: \_\_\_\_\_

Species: \_\_\_\_\_

**CHARACTERISTICS**

---

---

---

---

---

---

---

---

---

---

**FACTS**

# Seal



Kingdom: \_\_\_\_\_

Phylum: \_\_\_\_\_

Subphylum: \_\_\_\_\_

Class: \_\_\_\_\_

Order: \_\_\_\_\_

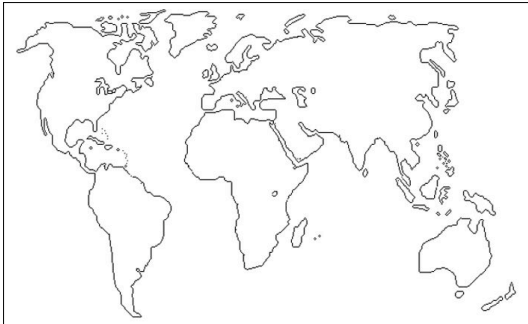
Family: \_\_\_\_\_

Subfamily: \_\_\_\_\_

Genus: \_\_\_\_\_

Species: \_\_\_\_\_

U  
S  
N  
O  
T  
E  
B  
O  
O  
K




R  
E  
G  
I  
O  
N

\_\_\_\_\_  
\_\_\_\_\_  
\_\_\_\_\_  
\_\_\_\_\_  
\_\_\_\_\_  
\_\_\_\_\_

\_\_\_\_\_  
\_\_\_\_\_  
\_\_\_\_\_  
\_\_\_\_\_  
\_\_\_\_\_  
\_\_\_\_\_  
\_\_\_\_\_  
\_\_\_\_\_  
\_\_\_\_\_  
\_\_\_\_\_

F  
A  
C  
T  
S

# Elephant Seal



Kingdom: \_\_\_\_\_

Phylum: \_\_\_\_\_

Subphylum: \_\_\_\_\_

Class: \_\_\_\_\_

Order: \_\_\_\_\_

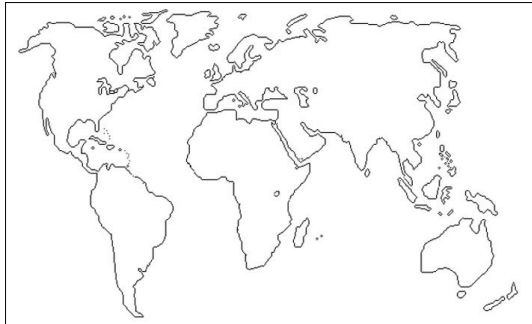
Family: \_\_\_\_\_

Subfamily: \_\_\_\_\_

Genus: \_\_\_\_\_

Species: \_\_\_\_\_

FOCUS



\_\_\_\_\_  
\_\_\_\_\_  
\_\_\_\_\_  
\_\_\_\_\_  
\_\_\_\_\_  
\_\_\_\_\_

RANGE

\_\_\_\_\_  
\_\_\_\_\_  
\_\_\_\_\_  
\_\_\_\_\_  
\_\_\_\_\_  
\_\_\_\_\_  
\_\_\_\_\_  
\_\_\_\_\_  
\_\_\_\_\_  
\_\_\_\_\_

FACTS

# Octopus



U  
S  
E  
T  
H  
E  
S  
E  
L  
I  
N  
E  
S

Kingdom: \_\_\_\_\_

Phylum: \_\_\_\_\_

Subphylum: \_\_\_\_\_

Class: \_\_\_\_\_

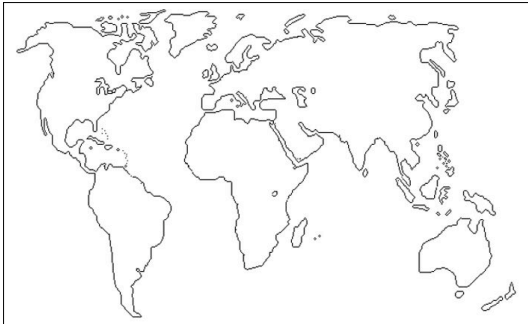
Order: \_\_\_\_\_

Family: \_\_\_\_\_

Subfamily: \_\_\_\_\_

Genus: \_\_\_\_\_

Species: \_\_\_\_\_



R  
E  
G  
I  
O  
N

\_\_\_\_\_  
\_\_\_\_\_  
\_\_\_\_\_  
\_\_\_\_\_  
\_\_\_\_\_  
\_\_\_\_\_

\_\_\_\_\_  
\_\_\_\_\_  
\_\_\_\_\_  
\_\_\_\_\_  
\_\_\_\_\_  
\_\_\_\_\_  
\_\_\_\_\_  
\_\_\_\_\_  
\_\_\_\_\_  
\_\_\_\_\_

F  
E  
E  
T

# Island Fox



Characteristics

Kingdom: \_\_\_\_\_

Phylum: \_\_\_\_\_

Subphylum: \_\_\_\_\_

Class: \_\_\_\_\_

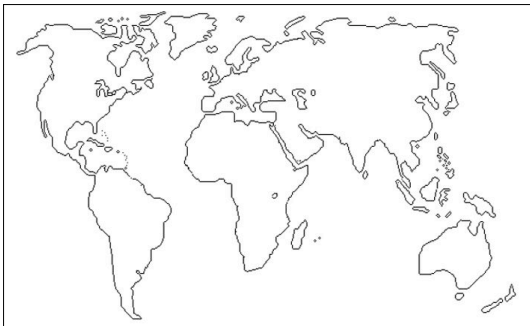
Order: \_\_\_\_\_

Family: \_\_\_\_\_

Subfamily: \_\_\_\_\_

Genus: \_\_\_\_\_

Species: \_\_\_\_\_



Range

---

---

---

---

---

---

---

---

---

---

---

---

---

---

---

---

---

---

Notes

# Cormorants



50  
100  
150  
200

Kingdom: \_\_\_\_\_

Phylum: \_\_\_\_\_

Subphylum: \_\_\_\_\_

Class: \_\_\_\_\_

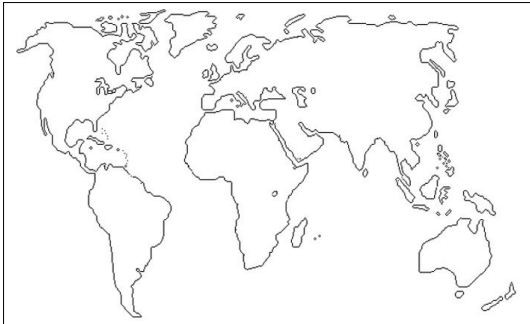
Order: \_\_\_\_\_

Family: \_\_\_\_\_

Subfamily: \_\_\_\_\_

Genus: \_\_\_\_\_

Species: \_\_\_\_\_



**R**  
**a**  
**n**  
**g**  
**e**

\_\_\_\_\_

\_\_\_\_\_

\_\_\_\_\_

\_\_\_\_\_

\_\_\_\_\_

\_\_\_\_\_

\_\_\_\_\_

\_\_\_\_\_

\_\_\_\_\_

\_\_\_\_\_

\_\_\_\_\_

\_\_\_\_\_



\_\_\_\_\_

\_\_\_\_\_

\_\_\_\_\_

\_\_\_\_\_

**F**  
**o**  
**o**  
**t**  
**s**






Activity 20

What was your favorite part?

---

---




---

---

---


---



Who was this part about?

---

---




---

---

---

---



Activity 20

When does this part take place?

---


---

---

---

---

---



Where does this part take place?

---


---

---

---

---

---



Activity 20

Why was this your favorite part?

---


---

---

---

---

---



Would you recommend this book to someone else?  
Why or why not?

---


---

---


---

---

---



# Island of the



# Blue Dolphins

This Notebook Belongs to:



# Book Facts



**Title**

**Author**

**Copyright**

**Publisher**

**Setting (Time)**

**Setting (Place)**

**Genre**

# Island of the Blue Dolphins Vocabulary

---


---

---

---

---

---



---


---

---

---

---

---



---


---

---

---

---

---



# Island of the Blue Dolphins Vocabulary

Handwriting practice lines with a blue dolphin illustration in the center.

Handwriting practice lines with a blue dolphin illustration in the center.

Handwriting practice lines with a blue dolphin illustration in the center.

# Island of the Blue Dolphins Characters

---


---

---

---

---

---



---


---

---

---

---

---



---


---

---

---

---

---






# Island of the Blue Dolphins Characters

Handwriting practice lines with a faint blue dolphin illustration in the background.

Handwriting practice lines with a faint blue dolphin illustration in the background.

Handwriting practice lines with a faint blue dolphin illustration in the background.




Scripture

Verses


on

Courage



Be strong and of a good courage, fear not, nor be afraid of them: for the Lord thy God, he *it is* that doth go with thee; he will not fail thee, nor forsake thee.  
Deuteronomy 31:6

Blank lined writing area with 14 horizontal lines for notes.



Only be thou strong and very courageous, that thou mayest observe to do according to all the law, which Moses my servant commanded thee: turn not from it *to the right hand* or *to the left*, that thou mayest prosper whithersoever thou goest.

Joshua 1:7

---

---

---

---

---

---

---

---

---

---

---

---

---

---

---


---

---

---

---

---



Wait on the Lord: be of good courage,  
and he shall strengthen thine  
heart: wait, I say, on the Lord.

Psalm 27:14

---

---

---

---

---

---

---

---

---

---

---

---

---

---

---

---

---

---


---

---

---

---

---



Be of good courage, and he shall strengthen  
your heart, all ye that hope in the Lord.  
Psalm 31:24

---

---

---

---

---

---

---

---

---

---

---


---

---

---

---

---



For God hath not given us the spirit  
of fear; but of power, and of  
love, and of a sound mind.  
2 Timothy 1:7

---

---

---

---

---

---

---

---

---

---

---

---

---

---

---

---

---

---

---


---

---

---

---

---



For do I now persuade men, or God?  
or do I seek to please men? for if I yet  
pleased men, I should not be the servant of Christ.  
Galatians 1:10

---

---

---

---

---

---

---

---

---

---

---

---

---

---

---

---

---

---

---


---

---

---


---





Be strong and of a good courage, fear not, nor be afraid of  
them: for the Lord thy God, he *it is* that  
doth go with thee; he will not fail thee, nor forsake thee.  
Deuteronomy 31:6


A large rectangular area containing ten sets of horizontal lines for writing. Each set consists of a solid top line, a dashed middle line, and a solid bottom line, providing a guide for letter height and placement.



Only be thou strong and very courageous, that thou mayest observe to do according to all the law, which Moses my servant commanded thee: turn not from it *to the right hand* or *to the left*, that thou mayest prosper whithersoever thou goest.

Joshua 1:7


A large rectangular area containing ten sets of horizontal lines for handwriting practice. Each set consists of a solid top line, a dashed middle line, and a solid bottom line.



Wait on the Lord: be of good courage,  
and he shall strengthen thine  
heart: wait, I say, on the Lord.


Psalm 27:14

A large rectangular area containing ten sets of handwriting lines. Each set consists of a solid top line, a dashed middle line, and a solid bottom line, providing a guide for letter height and placement.




Be of good courage, and he shall strengthen  
your heart, all ye that hope in the Lord.  
Psalm 31:24

A large rectangular area containing ten sets of horizontal lines for handwriting practice. Each set consists of a solid top line, a dashed middle line, and a solid bottom line.



For God hath not given us the spirit  
of fear; but of power, and of  
love, and of a sound mind.  
2 Timothy 1:7

A large rectangular area containing ten sets of handwriting lines. Each set consists of a solid top line, a dashed middle line, and a solid bottom line, providing a guide for letter height and placement.



For do I now persuade men, or God?  
or do I seek to please men? for if I yet  
pleased men, I should not be the servant of Christ.  
Galatians 1:10

A large rectangular area containing ten sets of horizontal lines for writing. Each set consists of a solid top line, a dashed middle line, and a solid bottom line, providing a guide for letter height and placement.

# Geography



## San Nicolas Island

---

---

---

---

---

---

---

---

---

---

## Santa Catalina Island

---

---

---

---

---

---

---

---

---

---

# Geography



**San Nicolas Island**

---

---

---

---

---

---

---

---

---

---

---

**Santa Catalina Island**

---

---

---

---

---

---

---

---

---

---

---



# Aleut Hunters



---

---

---

---

---

---

---

---

---

---

# Aleut Hunters



---

---

---

---

---

---

---

---

---

---

---

---

---

---

---

---

---

---

---

---

---

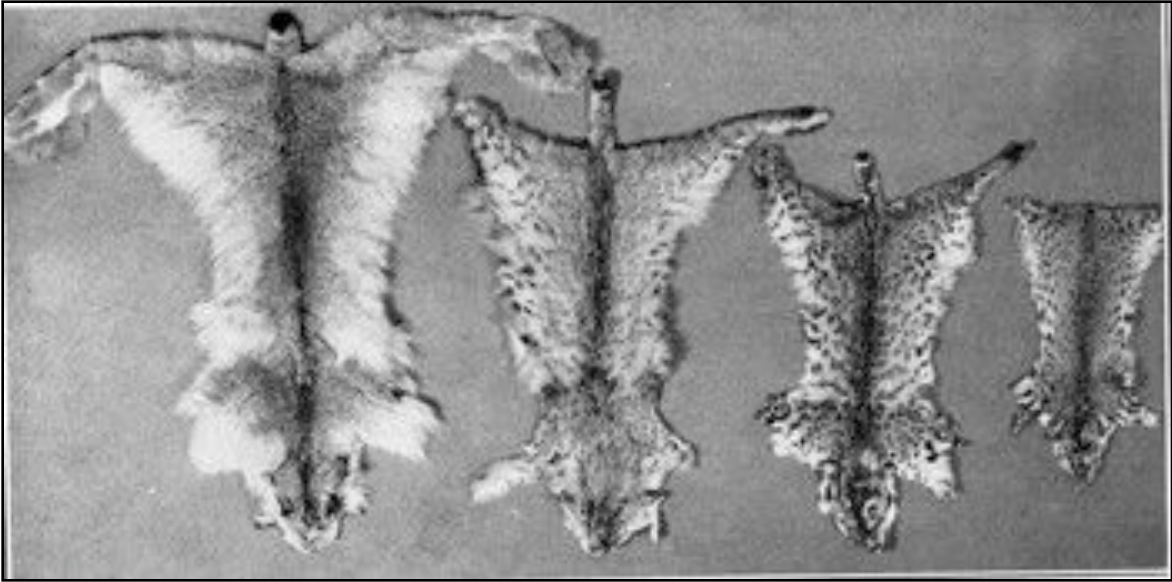
---

---

---

---

# Pelts



---

---

---

---

---

---

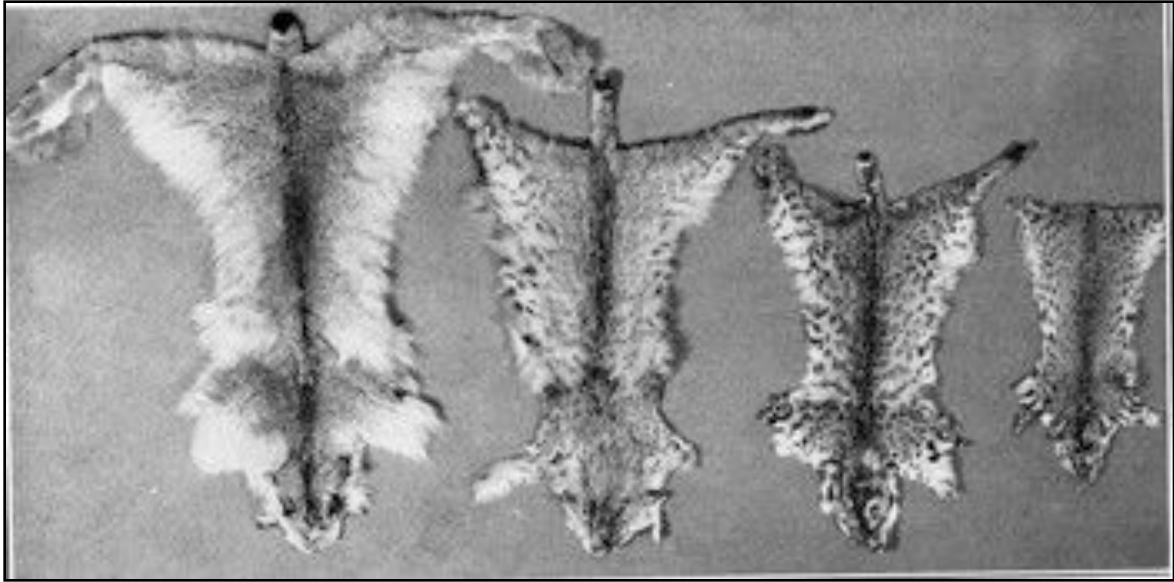
---

---

---

---

# Pelts



---

---

---

---

---

---

---

---

---

---

---

---

---

---

---

---

---

---

---

---

---

---

---

---

---

---

# Juana Maria



---

---

---

---

---

---

---

---

---

---

# Juana Maria



A series of ten sets of horizontal lines for writing, each consisting of a solid top line, a dashed middle line, and a solid bottom line.



# First-Person Point of View

Define First-Person

---

---

---

Find a sentence in the book proving *Island of the Blue Dolphin* is written with a First-person point of view. Circle the words that prove this.

---

---

---

Who is telling this story?

Page number of sentence used

---

---

# KARANA'S SHELTERS

**ROCK**



---

---

---

---

---

---

---

---

**HUT**



---

---

---

---

---

---

---

---

**CAVE**



---

---

---

---

---

---

---

---



# KARANA'S SHELTERS

**ROCK**



Handwriting practice lines for the word 'ROCK', consisting of a solid top line, a dashed middle line, and a solid bottom line.

**HUT**



Handwriting practice lines for the word 'HUT', consisting of a solid top line, a dashed middle line, and a solid bottom line.

**CAVE**



Handwriting practice lines for the word 'CAVE', consisting of a solid top line, a dashed middle line, and a solid bottom line.

# KARANA'S SHELTERS

**ROCK**



**HUT**



**CAVE**



# Sea Otter



Kingdom: \_\_\_\_\_

Phylum: \_\_\_\_\_

Subphylum: \_\_\_\_\_

Class: \_\_\_\_\_

Order: \_\_\_\_\_

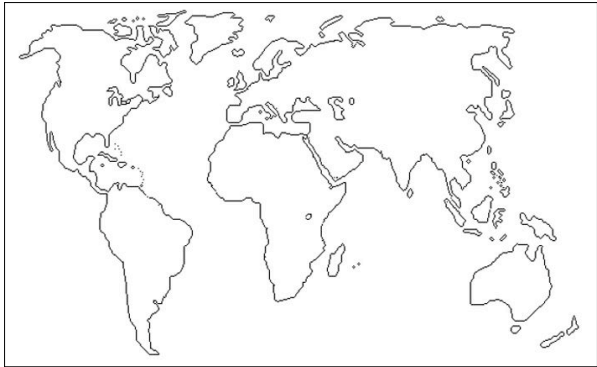
Family: \_\_\_\_\_

Subfamily: \_\_\_\_\_

Genus: \_\_\_\_\_

Species: \_\_\_\_\_

## Range




---

---

---

---

---

---

---

---

---

---

---

---

---

---

---

---

---

---

---

---


---

---

---



# Sea Otter



A large rectangular area with a black border, containing ten horizontal lines for writing.





# Sea Otter



Kingdom: \_\_\_\_\_

Phylum: \_\_\_\_\_

Subphylum: \_\_\_\_\_

Class: \_\_\_\_\_

Order: \_\_\_\_\_

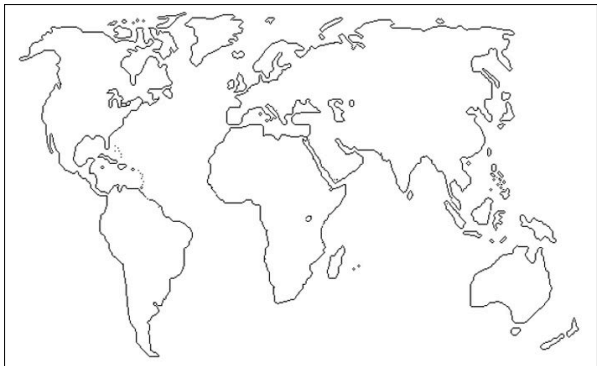
Family: \_\_\_\_\_

Subfamily: \_\_\_\_\_

Genus: \_\_\_\_\_

Species: \_\_\_\_\_


## Range



Blank rectangular area for notes.

Lined writing area for notes, consisting of a vertical stack of horizontal lines, with dashed lines in the middle of each row.

# Sea Otter



A large rectangular area with a black border, containing several sets of horizontal lines for writing. Each set consists of a solid top line, a dashed middle line, and a solid bottom line. The lines are spaced evenly down the page.










# *Seagulls*



A large rectangular area with a double-line border, containing ten horizontal lines for writing. In the bottom right corner, there is a small illustration of a seagull in flight, facing left, with yellow and green motion lines behind it.

# Seagulls



Kingdom: \_\_\_\_\_

Phylum: \_\_\_\_\_

Subphylum: \_\_\_\_\_

Class: \_\_\_\_\_

Order: \_\_\_\_\_

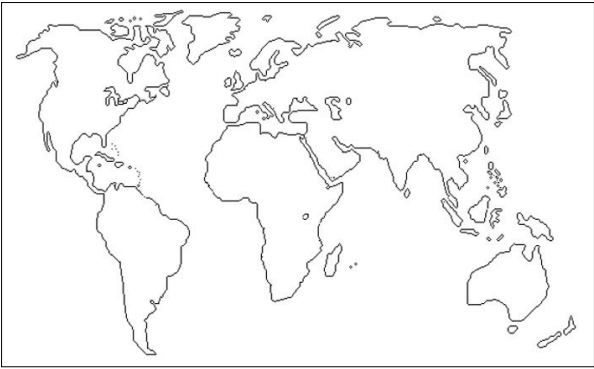
Family: \_\_\_\_\_

Subfamily: \_\_\_\_\_

Genus: \_\_\_\_\_

Species: \_\_\_\_\_

## Range



Blank lined writing area for notes.

# Seagulls



Kingdom: \_\_\_\_\_

Phylum: \_\_\_\_\_

Subphylum: \_\_\_\_\_

Class: \_\_\_\_\_

Order: \_\_\_\_\_

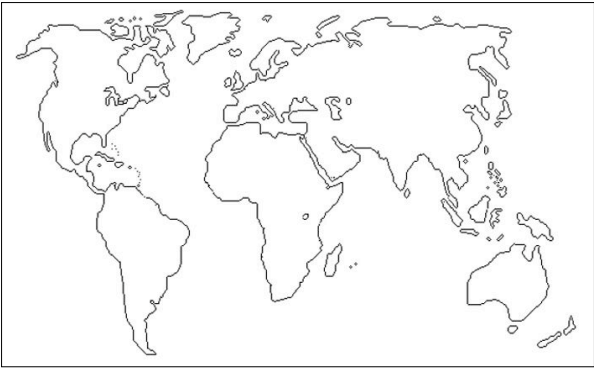
Family: \_\_\_\_\_

Subfamily: \_\_\_\_\_

Genus: \_\_\_\_\_

Species: \_\_\_\_\_


## Range



Blank space for notes.

Lined space for notes.

# *Seagulls*



A large rectangular area with a double-line border, containing ten sets of handwriting lines. Each set consists of a solid top line, a dashed middle line, and a solid bottom line. In the bottom right corner of this area, there is a small illustration of a seagull in flight, facing left, with yellow and green motion lines around it.

# Dolphins



Kingdom: \_\_\_\_\_

Phylum: \_\_\_\_\_

Subphylum: \_\_\_\_\_

Class: \_\_\_\_\_

Order: \_\_\_\_\_

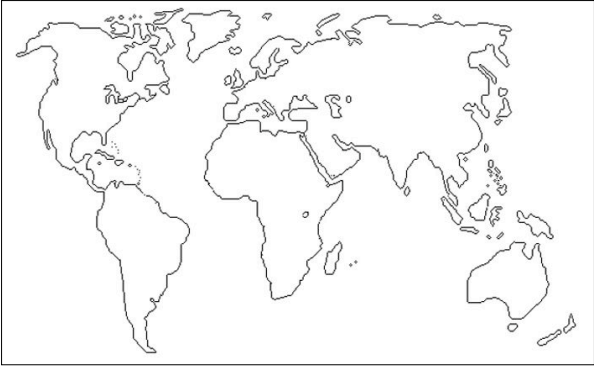
Family: \_\_\_\_\_

Subfamily: \_\_\_\_\_

Genus: \_\_\_\_\_

Species: \_\_\_\_\_

## Range



---

---

---

---

---

---

---

---

---

---

---

---

---

---

---

---

---

---

---

---

---

---


---

---





# *Dolphins*



A large rectangular area with a double-line border containing ten horizontal lines for writing. A small illustration of a blue and white dolphin is positioned at the bottom right of this area.

A small, stylized illustration of a dolphin, colored in shades of blue and white, shown in profile as if swimming.

# Dolphins



Kingdom: \_\_\_\_\_

Phylum: \_\_\_\_\_

Subphylum: \_\_\_\_\_

Class: \_\_\_\_\_

Order: \_\_\_\_\_

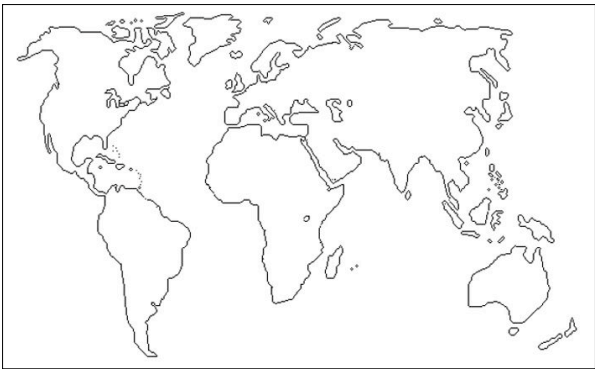
Family: \_\_\_\_\_

Subfamily: \_\_\_\_\_

Genus: \_\_\_\_\_

Species: \_\_\_\_\_

## Range



A large vertical rectangular area containing 20 sets of horizontal lines for writing. Each set consists of a solid top line, a dashed middle line, and a solid bottom line.

# *Dolphins*



Kingdom: \_\_\_\_\_

Phylum: \_\_\_\_\_

Subphylum: \_\_\_\_\_

Class: \_\_\_\_\_

Order: \_\_\_\_\_

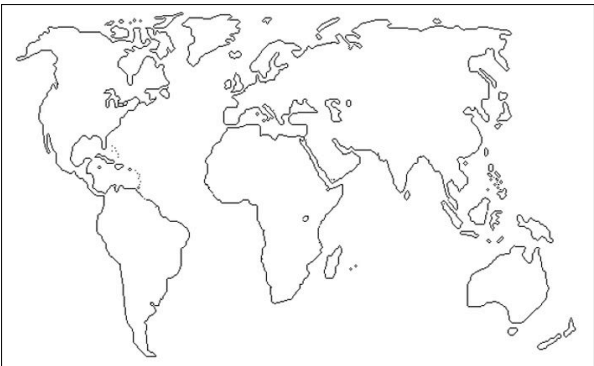
Family: \_\_\_\_\_

Subfamily: \_\_\_\_\_

Genus: \_\_\_\_\_

Species: \_\_\_\_\_


## *Range*



Blank space for notes.

Lined space for notes.

# *Dolphins*



Handwriting practice area with multiple sets of horizontal lines. Each set consists of a solid top line, a dashed middle line, and a solid bottom line. A small illustration of a blue and white dolphin is positioned on the right side of the bottom-most set of lines.

# Seal



Kingdom: \_\_\_\_\_

Phylum: \_\_\_\_\_

Subphylum: \_\_\_\_\_

Class: \_\_\_\_\_

Order: \_\_\_\_\_

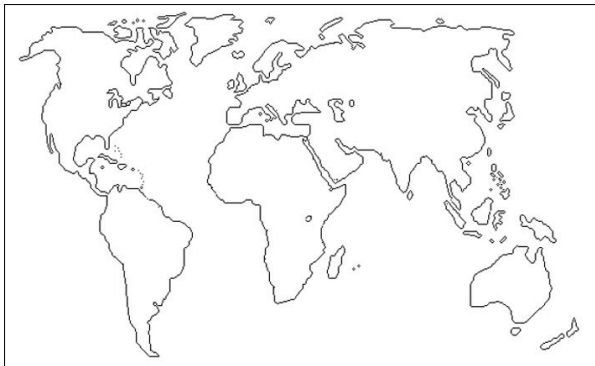
Family: \_\_\_\_\_

Subfamily: \_\_\_\_\_

Genus: \_\_\_\_\_

Species: \_\_\_\_\_

## Range



---

---

---

---

---

---

---

---

---

---

---

---

---

---

---

---

---

---

---

---

---

---

---

---

---

---

# *Seal*



Kingdom: \_\_\_\_\_

Phylum: \_\_\_\_\_

Subphylum: \_\_\_\_\_

Class: \_\_\_\_\_

Order: \_\_\_\_\_

Family: \_\_\_\_\_

Subfamily: \_\_\_\_\_

Genus: \_\_\_\_\_

Species \_\_\_\_\_

---

---

---

---

---

---

---

---

---

---

---

---

---

---

---

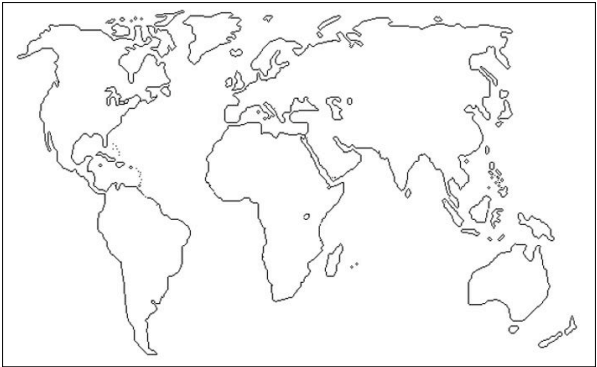
---

---

---

---

## *Range*



# *Elephant Seal*



Kingdom: \_\_\_\_\_

Phylum: \_\_\_\_\_

Subphylum: \_\_\_\_\_

Class: \_\_\_\_\_

Order: \_\_\_\_\_

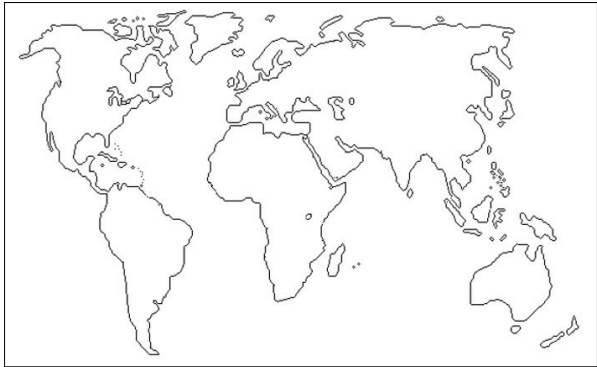
Family: \_\_\_\_\_

Subfamily: \_\_\_\_\_

Genus: \_\_\_\_\_

Species: \_\_\_\_\_

## *Range*




---

---

---

---

---

---

---

---

---

---

---

---

---

---

---

---

---

---

---

---


---

---

---

---

# Seal



---

---

---

---

---

---

---

---

---

---

---


---

---

---

---

---

A stylized illustration of a seal, colored in a dark purple hue, positioned at the bottom right of the writing area.



# Seal



Kingdom: \_\_\_\_\_

Phylum: \_\_\_\_\_

Subphylum: \_\_\_\_\_

Class: \_\_\_\_\_

Order: \_\_\_\_\_

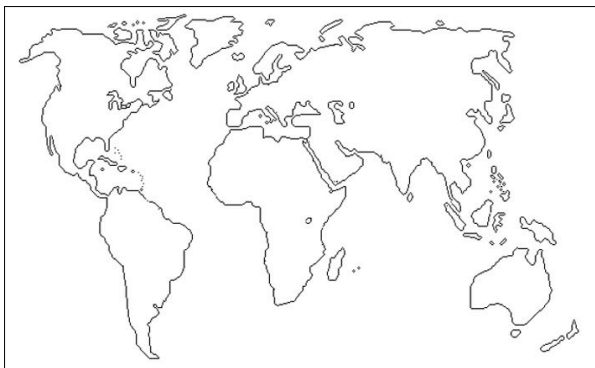
Family: \_\_\_\_\_

Subfamily: \_\_\_\_\_

Genus: \_\_\_\_\_

Species: \_\_\_\_\_

## Range



A large vertical rectangular area containing 20 sets of horizontal lines for writing. Each set consists of a solid top line, a dashed middle line, and a solid bottom line.

# Seal



Kingdom: \_\_\_\_\_

Phylum: \_\_\_\_\_

Subphylum: \_\_\_\_\_

Class: \_\_\_\_\_

Order: \_\_\_\_\_

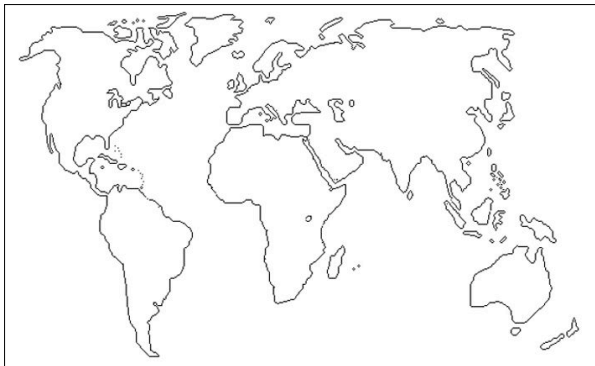
Family: \_\_\_\_\_

Subfamily: \_\_\_\_\_

Genus: \_\_\_\_\_

Species: \_\_\_\_\_


## Range



Blank space for notes.

Lined space for notes.

# Seal



A large writing area with multiple sets of horizontal lines. Each set consists of a solid top line, a dashed middle line, and a solid bottom line. A small illustration of a purple seal is positioned at the bottom right of this area.

A small, stylized illustration of a seal, colored in a dark purple hue, sitting on the bottom right of the writing area.

# Elephant Seal



Kingdom: \_\_\_\_\_

Phylum: \_\_\_\_\_

Subphylum: \_\_\_\_\_

Class: \_\_\_\_\_

Order: \_\_\_\_\_

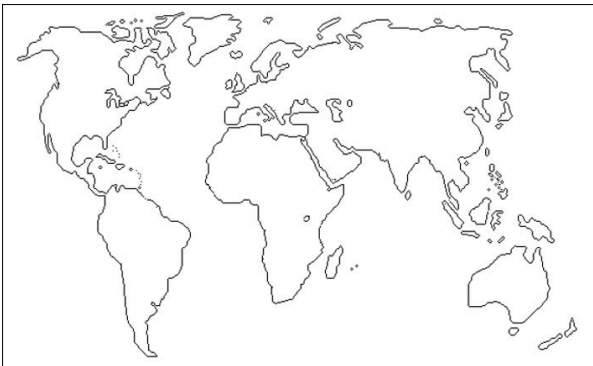
Family: \_\_\_\_\_

Subfamily: \_\_\_\_\_

Genus: \_\_\_\_\_

Species: \_\_\_\_\_


## Range



Large empty rectangular box for notes.

Large rectangular box with horizontal lines for notes.

# *Elephant Seal*



A large rectangular area with a double-line border containing ten horizontal lines for writing. In the bottom right corner, there is a small illustration of an elephant seal sitting on a rock, with a blue sky and blue water background.

# Elephant Seal



Kingdom: \_\_\_\_\_

Phylum: \_\_\_\_\_

Subphylum: \_\_\_\_\_

Class: \_\_\_\_\_

Order: \_\_\_\_\_

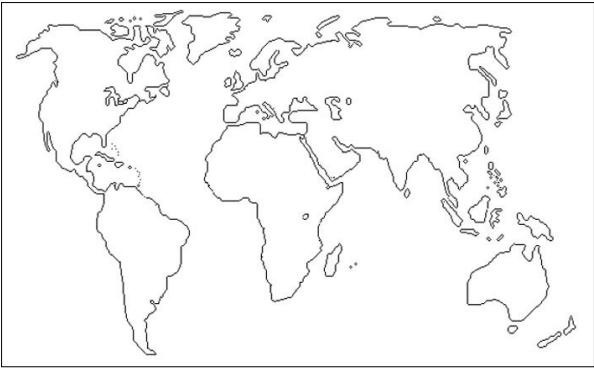
Family: \_\_\_\_\_

Subfamily: \_\_\_\_\_

Genus: \_\_\_\_\_


Species: \_\_\_\_\_

## Range



Blank lined writing area for notes.

# *Elephant Seal*



Kingdom: \_\_\_\_\_

Phylum: \_\_\_\_\_

Subphylum: \_\_\_\_\_

Class: \_\_\_\_\_

Order: \_\_\_\_\_

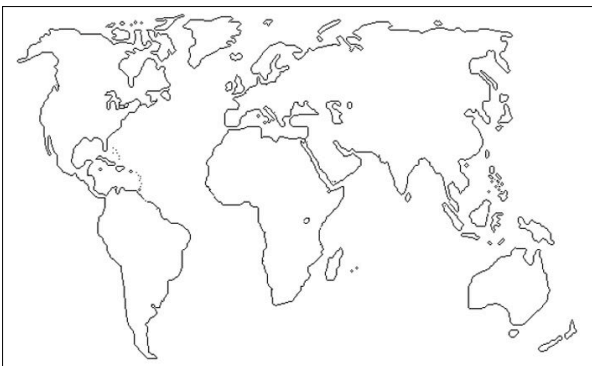
Family: \_\_\_\_\_

Subfamily: \_\_\_\_\_


Genus: \_\_\_\_\_

Species: \_\_\_\_\_

## *Range*



# *Elephant Seal*



Handwriting practice area with multiple sets of lines. Each set consists of a solid top line, a dashed middle line, and a solid bottom line. The area is mostly empty, with a small illustration of two elephant seals in the bottom right corner.

A small illustration of two elephant seals, one sitting upright and one lying down, positioned in the bottom right corner of the handwriting practice area.



# *Octopus*



Kingdom: \_\_\_\_\_

Phylum: \_\_\_\_\_

Subphylum: \_\_\_\_\_

Class: \_\_\_\_\_

Order: \_\_\_\_\_

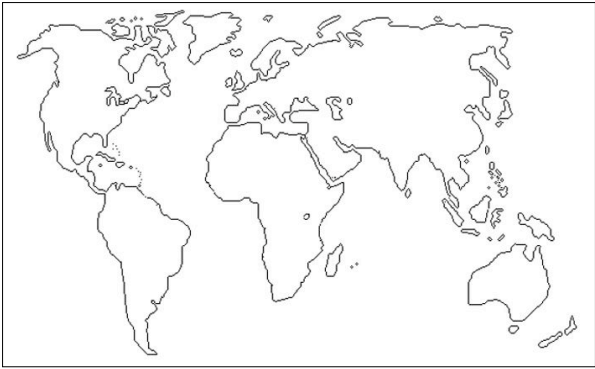
Family: \_\_\_\_\_

Subfamily: \_\_\_\_\_

Genus: \_\_\_\_\_

Species: \_\_\_\_\_

## *Range*




---

---

---

---

---

---

---

---

---

---

---

---

---

---

---

---

---

---

---

---

---

---

# Octopus



Kingdom: \_\_\_\_\_

Phylum: \_\_\_\_\_

Subphylum: \_\_\_\_\_

Class: \_\_\_\_\_

Order: \_\_\_\_\_

Family: \_\_\_\_\_

Subfamily: \_\_\_\_\_

Genus: \_\_\_\_\_

Species: \_\_\_\_\_

---

---

---

---

---

---

---

---

---

---

---

---

---

---

---

---

---

---

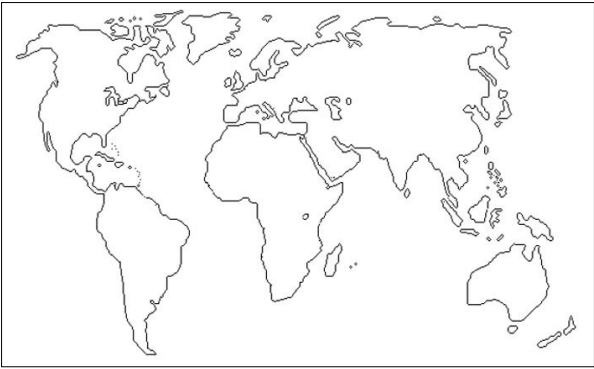
---

---


---

---

### Range



# *Octopus*



Handwriting practice area with ten horizontal lines. An illustration of a pink octopus is positioned at the bottom right of the lines.

# *Octopus*



Kingdom: \_\_\_\_\_

Phylum: \_\_\_\_\_

Subphylum: \_\_\_\_\_

Class: \_\_\_\_\_

Order: \_\_\_\_\_

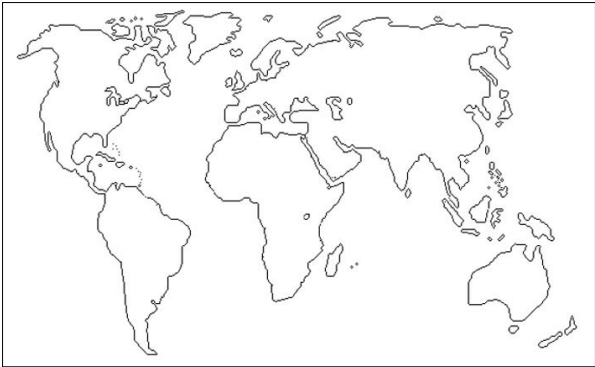
Family: \_\_\_\_\_

Subfamily: \_\_\_\_\_

Genus: \_\_\_\_\_

Species: \_\_\_\_\_

## *Range*



Blank lined writing area for notes, consisting of 20 horizontal lines with dashed midlines.

# *Octopus*



Kingdom: \_\_\_\_\_

Phylum: \_\_\_\_\_

Subphylum: \_\_\_\_\_

Class: \_\_\_\_\_

Order: \_\_\_\_\_

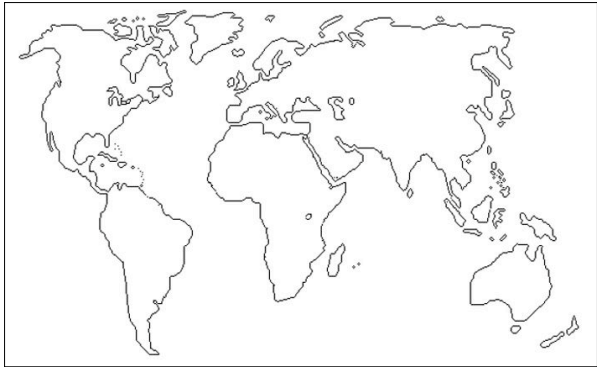
Family: \_\_\_\_\_

Subfamily: \_\_\_\_\_

Genus: \_\_\_\_\_

Species: \_\_\_\_\_


## *Range*



Blank rectangular area for notes.

Lined area for notes with alternating solid and dashed lines.

# *Octopus*



Handwriting practice area with multiple sets of lines. Each set consists of a solid top line, a dashed middle line, and a solid bottom line. The lines are arranged in a grid pattern across the page.

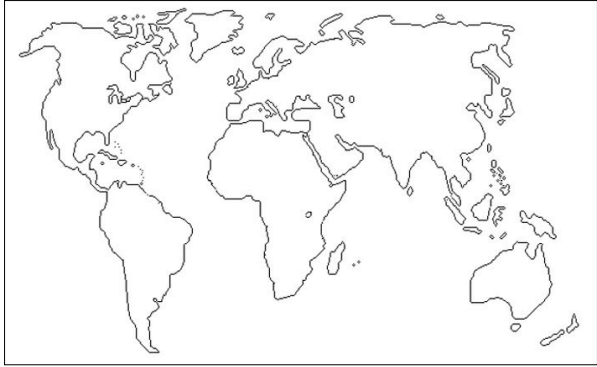


# Island Fox



Kingdom: \_\_\_\_\_  
Phylum: \_\_\_\_\_  
Subphylum: \_\_\_\_\_  
Class: \_\_\_\_\_  
Order: \_\_\_\_\_  
Family: \_\_\_\_\_  
Subfamily: \_\_\_\_\_  
Genus: \_\_\_\_\_  
Species: \_\_\_\_\_

## *Range*



---

---

---

---

---

---

---

---

---

---

---

---

---

---

---

---

---

---

---

---

---

---


---

---





# *Island Fox*



A large rectangular area with a double-line border, containing ten horizontal lines for writing.





# *Island Fox*



Kingdom: \_\_\_\_\_

Phylum: \_\_\_\_\_

Subphylum: \_\_\_\_\_

Class: \_\_\_\_\_

Order: \_\_\_\_\_

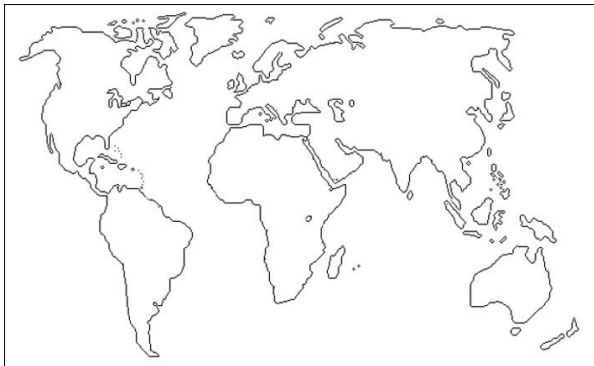
Family: \_\_\_\_\_

Subfamily: \_\_\_\_\_

Genus: \_\_\_\_\_

Species: \_\_\_\_\_

### *Range*




---



---



---



---



---



---



---



---



---



---



---



---



---



---



---



---



---



---




---



---

# *Island Fox*



A large writing area with multiple sets of horizontal lines. Each set consists of a solid top line, a dashed middle line, and a solid bottom line. The lines are spaced evenly down the page.



# Cormorants



Kingdom: \_\_\_\_\_

Phylum: \_\_\_\_\_

Subphylum: \_\_\_\_\_

Class: \_\_\_\_\_

Order: \_\_\_\_\_

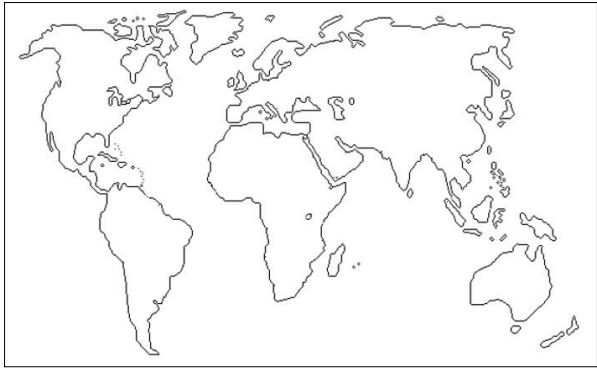
Family: \_\_\_\_\_

Subfamily: \_\_\_\_\_

Genus: \_\_\_\_\_

Species: \_\_\_\_\_

### *Range*




---

---

---

---

---

---

---

---

---

---

---

---

---

---

---

---

---

---

---

---

---

---

---

---

---

---

# Cormorants



Kingdom: \_\_\_\_\_

Phylum: \_\_\_\_\_

Subphylum: \_\_\_\_\_

Class: \_\_\_\_\_

Order: \_\_\_\_\_

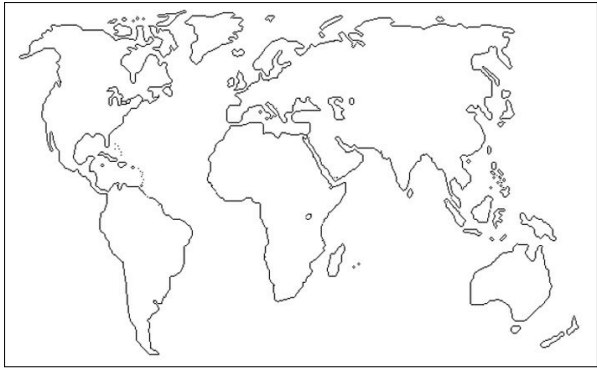
Family: \_\_\_\_\_

Subfamily: \_\_\_\_\_

Genus: \_\_\_\_\_

Species: \_\_\_\_\_

## Range



---

---

---

---

---

---

---

---

---

---

---

---


---

---

---

---

# Cormorants



A large rectangular area with a double-line border containing ten horizontal lines for writing. In the bottom right corner, there is a small illustration of a cormorant sitting on a nest of straw.

# Cormorants



Kingdom: \_\_\_\_\_

Phylum: \_\_\_\_\_

Subphylum: \_\_\_\_\_

Class: \_\_\_\_\_

Order: \_\_\_\_\_

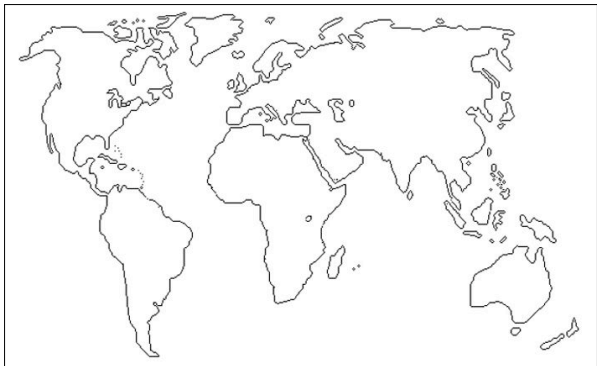
Family: \_\_\_\_\_

Subfamily: \_\_\_\_\_

Genus: \_\_\_\_\_

Species: \_\_\_\_\_

## Range



A large vertical rectangular area containing 20 sets of horizontal lines for writing. Each set consists of a solid top line, a dashed middle line, and a solid bottom line.



# Cormorants



Blank rectangular area for notes or drawings.

Kingdom: \_\_\_\_\_

Phylum: \_\_\_\_\_

Subphylum: \_\_\_\_\_

Class: \_\_\_\_\_

Order: \_\_\_\_\_

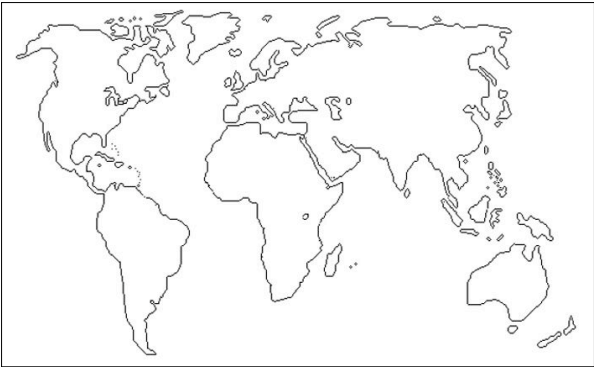
Family: \_\_\_\_\_

Subfamily: \_\_\_\_\_

Genus: \_\_\_\_\_


Species \_\_\_\_\_

## Range



Lined area for notes or drawings, featuring multiple horizontal lines with dashed midlines.

# Cormorants



A large rectangular area with a double-line border, containing ten sets of primary writing lines. Each set consists of a solid top line, a dashed middle line, and a solid bottom line.



**Book Review for:**  
**Island of the Blue Dolphins**  
**Written by Scott O' Dell**

---

---

What was this book about? \_\_\_\_\_

What was your favorite part? \_\_\_\_\_

Who was this part about? \_\_\_\_\_

When does this part take place? \_\_\_\_\_

Where does this part take place? \_\_\_\_\_

Why was this your favorite part? \_\_\_\_\_

Would you recommend this book to someone else? Why or why not? \_\_\_\_\_