

Mini-book Activity 1


Fill out information for each artist. This activity will spread over a few weeks as you read about each artist.

Cut out each one, stack and staple or fasten at the top with a braid and glue to folder or notebook.


Renaissance Artists



Mini-book Activity 1




Michelangelo




Date of Birth

Date of Death




Famous Works

Art Fields




Leonardo da Vinci



Date of Birth

Date of Death



Famous Works

Art Fields

Mini-book Activity 1

Giotto di Bondone



Date of Birth

Date of Death

Famous Works

Art Fields

Sandro Botticelli




Date of Birth

Date of Death


Famous Works

Art Fields

Mini-book Activity 1




Donatello




Date of Birth

Date of Death




Famous Works

Art Fields




Filippo Brunelleschi



Date of Birth


Date of Death




Famous Works

Art Fields

Mini-book Activity 1




Lorenzo Ghiberti




Date of Birth

Date of Death




Famous Works

Art Fields



Date of Birth

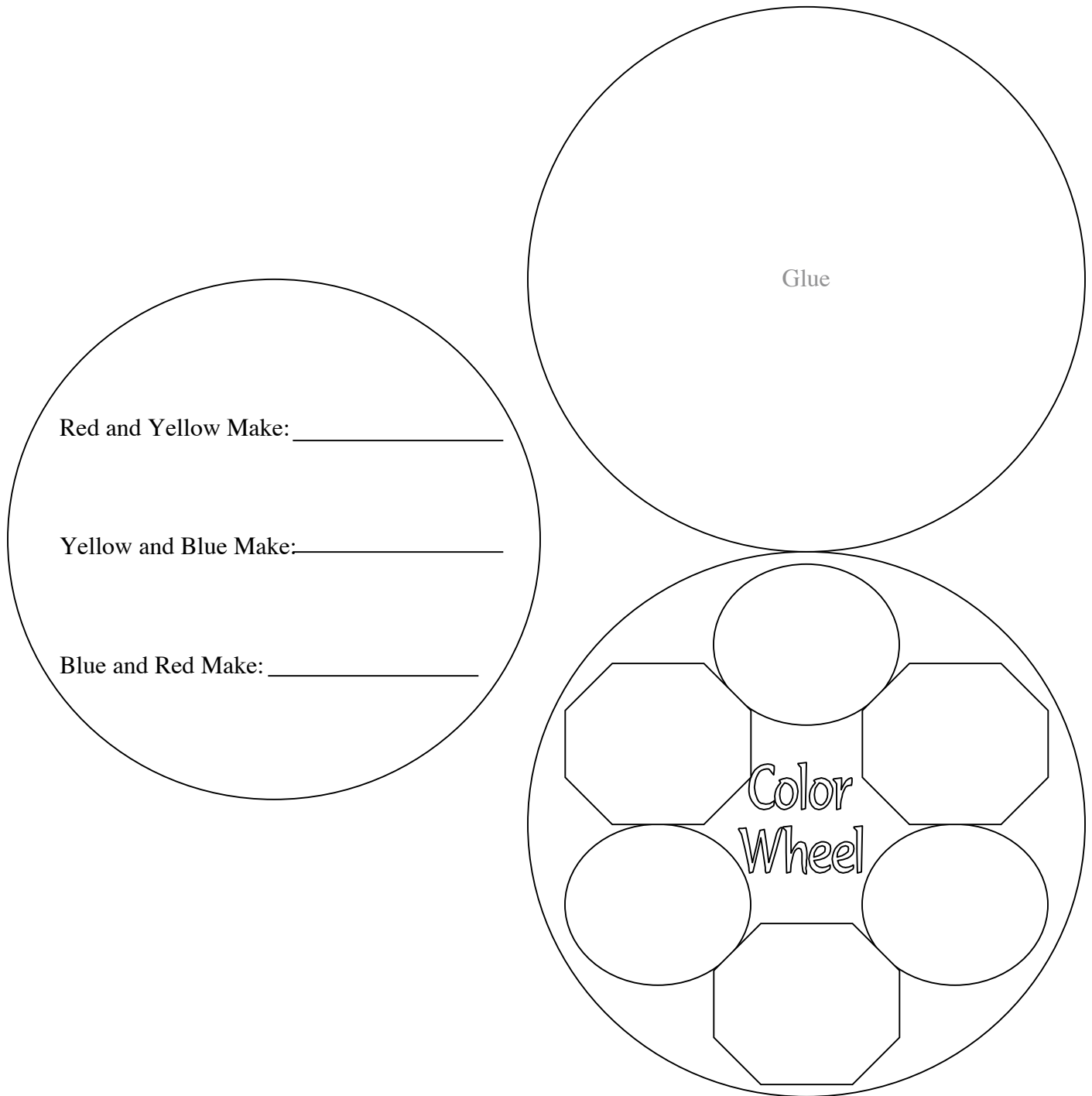
Date of Death



Famous Works

Art Fields

Mini-book Activity 2



With a q-tip, paint one circle red, one blue and the last yellow.
Then mix the two colors touching each hexagon and paint them
in the with the mixed colors. Tell what happened inside?

Mini-book Activity 3

Copywork Mini-book

***I have been
impressed with the
urgency of doing.
Knowing is
not enough;
we must apply.
Being willing is
not enough;
we must do.***

Leonardo da Vinci


Mini-book Activity 3

Cover for Copywork.

Leonardo da Vinci Quote



Mini-book Activity 4



Many artists painted or sketched self-portraits. Draw a self-portrait inside the frame.

Mini-book Activity 4

Cover for self-portrait.

